

Necessary Utensils—For Beginners


Easy Steps to Ikebana

At the hardware shop, try several scissors in order to find a pair which you think is right for your hand. You can easily get used to the handling of shears after some practice.



Rub oil on your hair from time to time and the shears will last longer.

2. Kenzan (needle point holder): There is a variety of shapes and sizes of kenzan used either separately or together. Round Kenzan - shari (inchi-gata) ... very common



a. Separately

Crescent-shaped

kenzan is utilized for stabilization.



b. Together

Square-shaped ... for large arrangements, e.g. New-Year arrangements




Small ... for small arrangements



Use of glass vases and other vase as containers

3. Water spray (pump) - ...



You can make your IKEBANA all the more vivid and fresh by the use of a water spray - especially in hot sultry summer weather.

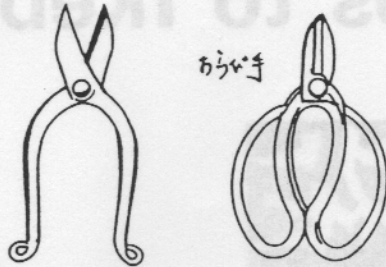
花 道 国 際

Kokusai Ikebana

L'INSTITUT
INTERNATIONAL
D'IKEBANA

Necessary Utensils—for Beginners

1. Pruning Scissors: 花ばさみ



At the hardware shop, try several scissors in order to find a pair which you think is right for your hand.


You can easily get used to the handling of shears after some practice.

Rub oil on your pair from time to time and the shears will last longer.

2. Kenzan (needle point holder): 剣山

There is a variety of shapes and sizes of kenzan used either separately or together.

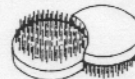
Round Crescent — shaped: (nichi-getsu) very common



a. Separately




b. Together



Crescent-shaped kenzan is utilized for stabilization.

Square-shaped for large arrangements. e.g. New-Year arrangements

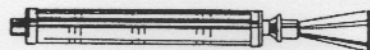


Small for small arrangements.



○ Use of glass ware and other miniature vessels as containers.

3. Water spray (pump): 霧吹きポンプ・水揚げポンプ



You can make your IKEBANA all the more vivid and fresh by the use of a water spray — especially in hot, sultry summer weather.

By reversing the bugle-shaped head part, a water spray can be turned into a water pump — to force water into the stems of such aquatic plants as water-lilies, candocks and others.

4. As you become more proficient in your attempt, add to your collection — saws, wires, pebbles and sand (black and white).

Containers

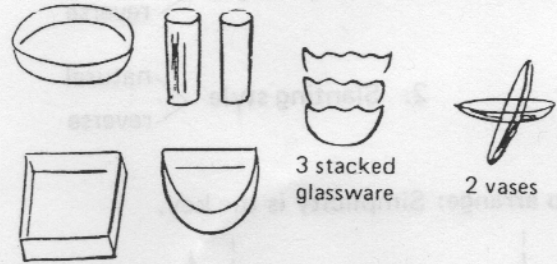
花器

The choice of containers is almost as important as the choice of flowers. Care should be taken as to harmony of flowers and containers in color, and harmony of the container and place where the arrangement is to be displayed.

1. Containers for ikebana: 生け花用花器

A container of traditional shape in a simple color (e.g. black or white) is always right for almost all occasions.

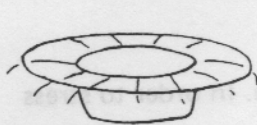
- a. For Moribana: 盛花用花器
- b. For Nageire: 投入用花器
- c. Odd shaped containers: 変形花器
- d. Compotes: コンポート



2. Adapted Containers: 応用花器

If you look around, you will find quite a number of utensils with possibilities as containers for ikebana. Develop your sense of beauty for objects of daily living through ikebana.

Folk art wares of the world are also interesting vehicles for your arrangements, e.g. fish baskets, harvest baskets, ordinary bottles, jugs, cutglassware, etc.



coconut hat



bamboo tubes



Indonesian basket



Italian lamp
(upside down)

3. Original containers: 創作花器

Simple Application Style for Small Arrangements

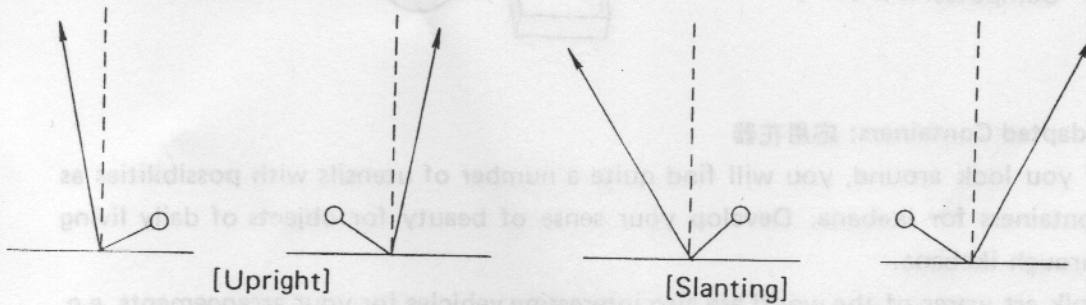
主枝の省略

小品

[Omission of the 2nd chief branch]

- Application of
1. Upright style
 - ↳ natural
 - ↳ reverse
 2. Slanting style
 - ↳ natural
 - ↳ reverse

How to arrange: Simplicity is the key.



Emphasize the line of the 1st chief branch (2nd chief branch omitted). The 1st chief branch + the 3rd chief branch + supporting branches.

[Points]

- Capture the outstanding characteristic of the 1st chief branch. In order to stress
- the particular effect of the material, you should eliminate all unnecessary leaves, branches and stems.
- Movement of line suggests an extension of space.
- Contrast of colors – “one point” ikebana is a feature of Kokusai Ikebana. For example, use many white flowers + one purple flower.
- Harmony of flowers and containers.
- Suitability of the place where the arrangement is to be placed. You are like an interior designer. Take into consideration the color of the walls, space, etc.
- Experience in arranging basic forms is very important. Gradually you achieve your own originality.
- Through gazing intently at flowers, you will be able to hear their song in your mind.

Moribana 盛花 Nageire 投入れ

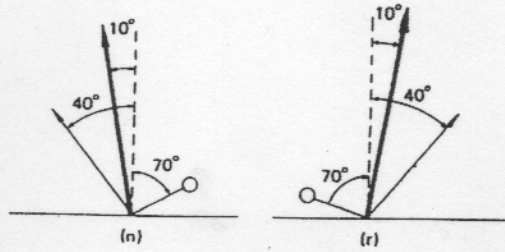
MORIBANA

Shallow Vase



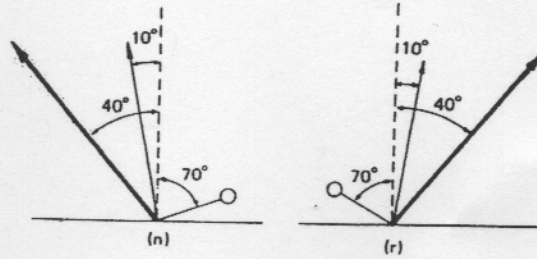
1. Upright Style: 立心型

- Ritshin kei
 - natural
 - reverse



2. Slanting Style: 傾心型

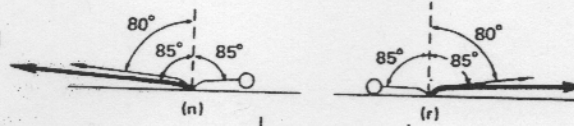
- Keishin kei
 - natural
 - reverse



Special style depends on the materials

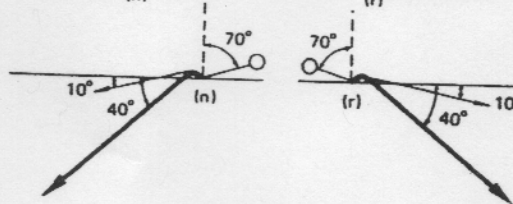
3. Horizontal Style: 平心型

- Heishin kei
 - natural
 - reverse



4. Hanging Style: 垂心型

- Suishin kei
 - natural
 - reverse



NAGEIRE



Deep Vase

1. Upright Style:

- natural
- reverse

Angle is the same as for moribana.

2. Slanting Style:

- natural
- reverse

Special style depends on the materials

3. Hanging Style:

- natural
- reverse

NOTE: In a natural arrangement the 1st and 2nd chief branches face left. In a reverse arrangement the 1st and 2nd chief branches face right. The position of the third chief branch changes relatively.

May Song—Boy's Day

端午の節句

IRIS (1) natural arrangement

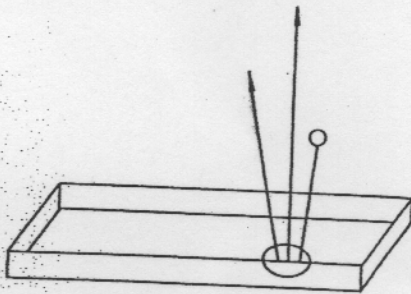
STYLE: Special Upright Style

It is a Japanese custom to celebrate the boy's festival on May 5 (in contrast to March 3 — girl's day).

Iris are used which are considered befittingly masculine, in the hope that the boys will grow into fine healthy youth.

The ikebana may be used in combination with a Samurai doll.

How to arrange — natural set of leaves.



Container: wide shallow vase

NOTE:

1. Base don't separate the stems.
2. Pebbles good to hide the base.
3. Water surface ... it should be an integral part of the beauty so select a wide, shallow vase.
4. Cover up the kenzan.
5. Cf.
 - Japanese Iris: 菖蒲 (masculine in feeling)
 - Rabbit-ear Iris: かきつばた (feminine in feeling)